

## Upper Triassic flora from »Raibl beds« of Julian Alps (Italy) and Karavanke Mts. (Slovenia)

### Zgornjetriasna flora iz »rabeljskih plasti« Julijskih Alp (Italija) in Karavank (Slovenija)

Inna A. DOBRUSKINA<sup>1</sup>, Bogdan JURKOVŠEK<sup>2</sup> & Tea KOLAR-JURKOVŠEK<sup>2</sup>

<sup>1</sup> The Hebrew University of Jerusalem, The Institute of Earth Sciences, Givat Ram, Jerusalem 91904, Israel

<sup>2</sup> Geološki zavod Slovenije, Dimičeva 14, 1000 Ljubljana, Slovenia

*Key words:* megafloora, Upper Triassic, »Raibl beds«, Julian Alps and Karavanke Mts., paleontological collections

*Ključne besede:* makroflora, zgornji trias, »rabeljske plasti«, Julijske Alpe in Karavanke, paleontološke zbirke

#### Abstract

Fossil megafloora from Upper Triassic (Carnian) »Raibl beds« of Julian Alps in Italy, which is kept in three paleontological collections in Vienna, is presented herein. The majority of the specimens (40–70%) belongs to *Voltzia*. In the second part of the paper, new finds of fossil flora of »Raibl beds« from Karavanke Mts. in Slovenia are documented.

#### Kratka vsebina

Predstavljena je fosilna makroflora iz zgornjetriasnih (karnijskih) »rabeljskih plasti« Julijskih Alp v Italiji, ki je shranjena v treh dunajskih paleontoloških zbirkah. Večina primerkov (od 40 do 70 %) pripada rodu *Voltzia*. V drugem delu članka so obravnavane nove najdbe fosilne flore iz »rabeljskih plasti« Karavank v Sloveniji.

#### Introduction

In spite of the fact that various fossil flora had been collected during the last two centuries in the wider Raibl area (presently Cave del Predil, Italy), the occurrences of the Triassic plant fossils in the Alps are less well known compared to those in the German Basin. In 1986 and 1987, I. A. Dobruskina visited three paleontological museums in Austria and had the possibility to study their collections of fossil flora from Lunz and Raibl. She made inventory of the col-

lections and partial revision of previous determination. On the account of generosity of the Geological Survey of Austria (GBA) and the Natural History Museum in Vienna she obtained pictures of the majority of the specimens. The paper on the Lunz plants of the Northern Calcareous Alps has already been published (Dobruskina, 1998). In this paper, the flora of Raibl is presented, and some new findings of plant fossils from the Julian-Tuvalian »Raibl beds« of the Karavanke Mts. in Slovenia (Fig. 1) are added.

Lithostratigraphic division of Carnian



Fig. 1. Geographic sketch map of the localities with Upper Triassic fossil plants.

Sl. 1. Geografska skica nahajališč z zgornjetriasnimi fosilnimi rastlinami.

carbonate-clastic sequences of the western Julian Alps has been improved in its essence during the last few decades (Assereto et al. 1968, Lieberman, 1978, De Zanche et al., 2000). The scant information available on the labels of the museum specimens, giving only the locality name of Raibl (only in a few cases locality »Rinngraben« is added), have proven to be insufficient to state precise position within the Raibl Group. It is most likely, though, that all the specimens originate from the Julian part of the terrigenous »Raibl beds«.

### 1. Raibl flora of Julian Alps in Italy

Rich collections of Raibl flora are kept in three museums in Vienna. There are 150 specimens from Raibl in Geologische Bundesanstalt Museum, more than 270 specimens in Naturhistorisches Museum Wien, and 246 specimens in Niederösterreichisches Landesmuseum.

The majority of the remains belongs to *Voltzia* (40-70%), long leaves of *Desmiophyllum* type constitute approximately 20%, all kinds of fructifications 20%, sterile cycadophyta 12%, sphenopsida 5-7%, and ferns 5% of the collections.

In the explanations to photoplates (Plates I-XVI) we prefer to hold on to the determinations written on the museums' labels. It is because the revision of Raibl plants is still at a very early stage. The later relates especially to the genus *Voltzia*, to which the majority of Raibl conifers are attributed. This genus needs to be completely revised (Dobruskina, 1993).

The lists of Raibl plants that have been published by now are given in Fig. 2. A small part of the Raibl flora was described by Bronn (1858), Schenk (1864, 1865) (for the lists see also Suess & Mojsisovics, 1867) and Arber (1907, 1909), while the only full list of determinations was presented by Stur (1885).

Due to different names and developments

Bronn, 1858 Descriptions and figures	Schenk, 1864 Descriptions and figures	Schenk, 1865 Descriptions And figures	Stur, 1885 Determinations only	Arber, 1907,1909 Revision with figures
(-)	<i>Equisetites arenaceus</i>	<i>Calamites arenaceus</i>	<i>Equisetum arenaceum</i>	(-)
<i>Phylladelphia strigata</i>	(-)	<i>Calamites arenaceus</i>	<i>E. strigatum</i>	(-)
(-)	(-)	<i>Calamites raiblensis</i>	(-)	(-)
(-)	(-)	(-)	<i>Rhacopteris raiblensis</i>	(-)
(-)	(-)	<i>Neuropteris ruetimeyeri</i>	<i>Speirocarpus cf. ruetimeyeri</i>	(-)
<i>Taeniopteris marantacea</i>	(-)	<i>Taeniopteris marantacea</i>	<i>Danaeopsis cf. marantacea</i>	(-)
(-)	(-)	(-)	<i>Clathropteris</i> sp	(-)
Filices gen. indet.	<i>Cyatheites pachyrhachis</i>	<i>Cyatheites pachyrhachis</i>	<i>Dioonites pachyrhachis</i>	(-)
<i>Noeggerathia vogesiaca</i>	(-)	(-)	<i>Cycadites suessi</i>	<i>Zamites grandis</i>
<i>Pterophyllum minus</i>	(-)	<i>Pterophyllum bronni</i>	<i>Pterophyllum bronni</i>	<i>Pterophyllum bronni</i>
(-)	(-)	<i>P. giganteum</i>	<i>P. giganteum</i>	<i>Yuccites vogesiacus</i>
Monokotiledonen	(-)	(-)	<i>P. longifolium</i>	(-)
undeterminable leaf	(-)	<i>P. sandbergeri</i>	<i>P. sandbergeri</i>	(-)
<i>Voltzia heterophylla</i>	<i>Voltzia coburgensis</i>	<i>Voltzia coburgensis</i>	<i>Voltzia raiblensis</i>	(-)
(-)	(-)	(-)	<i>V. haueri</i>	(-)
(-)	(-)	(-)	<i>V. foetterlei</i>	(-)
(-)	(-)	(-)	<i>Cephalotaxites raiblensis</i>	(-)
Zapfen Schuppe	(-)	<i>Carpolithes</i>	<i>Carpolithes</i> sp.	(-)
<i>Chiropteris</i>	(-)	(-)	(-)	(-)

Fig. 2. Lists of all Raibl plants published by 1909 (= by now) and the correlation between the determinations of different palaeobotanists.

Sl. 2. Seznami vseh »rabeljskih« rastlin objavljenih do 1909 (= do sedaj) in primerjava determinacij različnih paleobotanikov.

of Triassic strata in different paleogeographic units, there are two comparisons of best studied beds with Triassic fossil flora of Northern and Southern Alps and German Basin (Figs. 3 and 4).

In the Figure 3, a position of the Raibl flora in the succession of the plant-bearing horizons in the Alps is shown.

In the Seefeld flora, the conifers form 90% of this flora. They belong to a single genus and maybe a single species related to *Voltzia* or *Brachyphyllum* (Dobruskina, 1993).

In the Lunz flora, Equisetales and ferns dominate. Many cycadophytes, small quantities of conifers and ginkgophytes have also been indentified. The special feature of Raibl flora is the dominance of *Voltzia* remains.

For Lunz and Raibl plants, the full lists of determinations were presented by Stur (1885) while the first inventory of the Lunz flora has been published recently (Dobru-

skina, 1998). All the other papers contain descriptions of one genus or one group of Lunz plants. Raibl plants have not been revised since publications of Arber (1907, 1909).

The flora from the Cassian and the Wengen formations consists of a single finding of *Williamsonia* from Sankt Cassian (San Cassiano) (Kraßer, 1919) and of the Zoldo and Gardo floras in the Dolomites. The latter one includes only isolated pinnules of ferns, segments of cycadophytes, and leafy shoots and seeds of conifers (Leonardi, 1953).

From Recoaro, Prealpi Veneto an assemblage consisting mainly of conifers has been described (Zigno, 1862, Schenk, 1868, Selli, 1938).

From the Gailtal Alps two localities of *Pleuromeia* are known (Chair & Thiedig, 1973, Amerom et al., 1976). No other plant remains were found there except *Pleuromeia*.

		Northern Alps	Southern Alps
RHAETIAN			
T3	NORIAN	Sevatian Alaunian Lacian	SEEFELD
	CARNIAN	Tuvalian Julian Cordevolian	LUNZ "RAIBL"  RAIBL
T2	LADINIAN	Langobardian  Fassanian	SAN CASSIANO WENGEN
	ANISIAN	Illyrian Pelsonian Bithynian Aegean	PRAGS RECOARO
T1	SCYTHIAN		GAILTAL ALPS

Fig. 3. Position of the Raibl flora in the succession of the plant-bearing horizons in the Alps.  
Sl. 3. Položaj rabeljske flore v zaporedju horizontov z rastlinami v Alpah.

<i>Lepidopteris</i> flora	Seefeld Fm	Rhaetkeuper	Rhaetian Norian
<i>Scytophyllum</i> flora	Lunz Raibl	Semionotus Ss Schilfsandstein	Carnian
	San Cassiano Zoldo and Gardo	Lettenkohle	Ladinian
<i>Voltzia-Pleuromeia</i> flora	Recoaro	<i>Voltzia</i> Ss Roet	Anisian
	Gailtal Alps	Solling Hardeggen	Olenekian

Fig. 4. Correlation between the Triassic floras of the Alps and the German Basin  
(after Dobruskina, 1994).

Sl. 4. Primerjava med triasnimi florami Alp in Germanskega bazena  
(po Dobruskini, 1994).

## 2. Upper Triassic plants from Karavanke Mts. in Slovenia

Many geological investigations dealing with the problematics of the »Raibl beds« have been conducted in the western part of the southern Karavanke Mts. in the last two decades (Jurkovšek, 1987a, 1987b, Ramovš, 1993, Krystyn et al., 1994, Lein et al., 1995, Budkovič, 1999, Ogorelec et al., 1999). The »Raibl beds« were treated within two tectonic units, i. e. Košuta/Koschuta unit and Klek/Hahnkogel unit, as they differ completely in their stratigraphy according to Lein and the Austrian geologists. Lein and co-workers (1995) placed a succession of some 500 m thick terrigenous Raibl beds to the Raibl Group. »Raibl beds« situated north of Mojstrana between the Belca valley and Jepca (1610 m) were placed into the Košuta nappe by Jurkovšek (1987a) and according to his opinion it belongs to the same unit as the Julian Alps nappe. Fossil flora was collected in the upper part of an 85 m thick »Raibl beds« succession below Jepca (Fig. 1). According to preliminary determinations of I. A. Dobruskina it consists of *Voltzia haueri* Stur and *Desmiophyllum* sp. (Plate XVII). Examined samples yield the conodont apparatus *Nicoraella ? budaensis* Kozur & Mock, sponge spicules, ostracods and holothurians, as well as frequent alga *Chypeina besici* Pantić and bivalves of the genus *Posidonia* (Kolar-Jurkovšek & Jurkovšek, 1999). Ammonoids occur rather rare. Well preserved fishes (*Peltopterus* sp.) can be found next to the plants in marly limestone and marl. Ramovš (1993) stated the ammonoids *Trachyceras aonoides* or *Austrotrachyceras austriacum* from the lower part of the Julian-Tuvalian succession and he compared these beds with the »Beli potok« development of Julian Alps.

### Acknowledgements

The first author (I. A. Dobruskina) is very grateful to the heads and staff of the Geologische Bundesanstalt, Naturhistorisches Museum and Niederösterreichisches Landesmuseum in Vienna for being given

the possibility to study paleobotanical collections and for the help with taking photographs. Her special thanks to Dr. Harald Lobitzer (GBA) for his help in organizing her work in Vienna. This research was supported in part by a grant from the Slovenian Ministry of Education, Science and Sports to the Geological Survey of Slovenia (project J1-0288-0215: Paleontology, Stratigraphy and Tectonics of Slovenia). Dr. Harald Lobitzer is gratefully acknowledged for his careful reviewing of the paper.

## Zgornjetriasna flora iz »rabeljskih plasti« Julijskih Alp (Italija) in Karavank (Slovenija)

### Uvod

Najdbe triasnih fosilnih ostankov v Alpah so manj znane kot v Germanskem bazenu, čeprav je bilo predvsem na širšem prostoru Rablja (Cave del Predil / Raibl) v Italiji že v preteklih dveh stoletjih zbrano veliko fosilne flore (slika 1). V letih 1986 in 1987 je I. A. Dobruskina obiskala tri paleontološke muzeje na Dunaju v Avstriji in pregledala njihove zbirke triasne fosilne flore ter opravila delno revizijo prejšnjih determinacij. Zbirka rastlin iz lunških plasti Severnih Alp je bila že tiskana (Dobruskina, 1998). V tem članku predstavljamo rabeljsko floro, kateri dodajamo najnovejše najdbe fosilnih rastlin iz julsko-tuvalskih »rabeljskih plasti« Karavank (sl. 1).

V zadnjih desetletjih je bila litostratigrafska členitev karnijskih karbonatno-klastičnih plasti zahodnih Julijskih Alp bistveno izpopolnjena (Assereto et al. 1968, Lieberman, 1978, De Zanche et al., 2000), vendar skromni podatki na spremnih listih muzejskih primerkov fosilnih rastlin, na katerih je zapisano le nahajališče Rabelj (samo v nekaj primerih je dodano tudi ime Rinngaben), ne zadoščajo za natančno opredelitev, v kateri od formacij rabeljske skupine so bili najdeni. Najverjetneje so vsi primerki iz julskega dela terigenih »rabeljskih plasti«.

### 1. Rabeljska flora Julijskih Alp v Italiji

Bogata zbirka rabeljske fosilne flore je shranjena v treh muzejih na Dunaju. V muzejski zbirki Geološkega zavoda (Geologische Bundesanstalt) je 150 primerkov, več kot 270 primerkov v Prirodoslovnem muzeju (Naturhistorisches Museum Wien) in 246 primerkov v Niederösterreichisches Landesmuseum.

Večina pripada rodu *Voltzia* (40-70%), dolgi listi tipa *Desmiophyllum* predstavljajo približno 20%, različne vrste fruktifikacij 20%, sterilni cikadofiti 12%, sfenopsidi 5-7% in praproti 5%.

Pri razlagah tabel fosilov (tab. I-XVI) je boljše zadržati determinacije kot so označene v muzejih, saj je revizija rabeljskih rastlin šele na začetku. Ta se nanaša predvsem na rod *Voltzia*, kamor prištevamo večino iglavcev iz Rablja. Ta rod je potrebno v celoti revidirati (Dobruskina, 1993).

Na sliki 2 so podani sezname doslej objavljenih rabeljskih rastlin.

Zaradi različnih imen in razvojev triasnih plasti v različnih paleogeografskih enotah sta prikazani tudi dve primerjavi najboljše raziskanih plasti s triasno fosilno floro Severnih in Južnih Alp ter Germanškega bazena (sl. 3 in 4).

### 2. Zgornjetriasne rastline iz Karavank v Sloveniji

V osemdesetih in devetdesetih letih preteklega stoletja je bilo na ozemlju zahodnega dela južnih Karavank opravljenih več geoloških raziskav, ki so posegale tudi na problematiko »rabeljskih plasti« (Jurkovšek 1987a, 1987b, Ramovš 1993, Kryštyň et al. 1994, Lein et al. 1995, Budkovič 1999, Ogorelec et al. 1999). Avtorji so jih obravnavali v okviru dveh tektonskih enot in sicer Košutinega nariva in enote Klek (Hahnkogel unit). Triasne plasti obeh enot se po mnenju Leina in avstrijskih geologov med seboj bistveno razlikujejo. Lein in sodelavci (1995) v rabeljsko skupino (Raibl-Gruppe) uvrščajo okoli 500 m debelo zaporedje terigenih rabeljskih plasti (terrigene Raibler Schichten). »Rabeljske plasti« severno od Mojstrane, med povirjem Belce in Jepco (1610 m) Jurkovšek (1987a) uvršča v Košutin nariv, ki ga smatra za isto narivno enoto kot nariv Julijskih Alp. V zgornjih 85 m profila »rabeljskih plasti« pod Jepco (sl. 1) je bila najdena tudi obravnavana fosilna flora, v kateri so bili določeni primerki *Voltzia haueri* Stur in *Desmiophyllum* sp. (tab. XVII). V raziskanih vzorcih profila so poleg konodontnega aparata *Nicoraella ? budaensis* Kozur & Mock prisotne spikule spongij, ostrakodi in holoturije, razmeroma pogostna je alga *Clypeina besici* Pantić in školjke rodu *Posidonia* (Kolar-Jurkovšek & Jurkovšek 1999). Amoniti so redki. V lapor-natem apnencu in laporju so bile poleg rast-

lin najdene tudi lepo ohranjene ribe (*Peltopleurus* sp.). Ramovš (1993) iz spodnjega dela opisanega julsko-tuvalskega zaporedja plasti omenja amonite *Trachyceras aonoides* ali *Austrotrachyceras austriacum*, plasti pa primerja z »belopotoškim« razvojem Julijskih Alp.

## References

- Amerom, H.W.J., Boersma, M. & Niedermayr, G. 1976: Bericht über erste Pflanzenfunde aus der Trias-Basis der westlichen Gailtaler Alpen bei Kötschach (Kärnten, Österreich). - *Carinthia* II, 166/86, 103-112, Klagenfurt.
- Arber, E.A. 1907: On Triassic species of the genera *Zamites* and *Pterophyllum*. - *Trans. Linnean Soc. London, Ser. 2, Bot., 7/7*, 109-127, London.
- Arber, E.A. 1909: On the affinities of the Triassic plant *Yuccites vogesacus*. - *Geol. Mag., New Ser., Dec, 5, 9/1*, 11-14, London.
- Assereto, R., Desio, A., Di Colbertaldo, D. & Passeri, D.L. 1968: Note illustrative della Carta Geologica d'Italia. Foglio 14 A Tarvisio. - *Serv. Geol. It., 70 pp.*, Roma.
- Bronn, H.G. 1858: Beiträge zur triassischen Fauna und Flora der bituminösen Schiefer von Raibl. - *Neues Jahrb. Min., Geognost., Geol. und Petrefaktenk., 1-32*, Stuttgart.
- Budkovič, B. 1999: Geology of the Slovene Part of the Karavanke Road Tunnel. - *Abh. Geol. B.-A., 56/2*, 35-48, Wien.
- Chair, M. & Thiedig, F. 1973: Ein bedeutsamer Ammonitenfund in den Werfener Schichten (Skyth) der St. Pauler Berge in Ostkärnten (Österreich). - *Carinthia*, 69, 60-63, Klagenfurt.
- De Zanche, V., Gianolla, P. & Roghi, G. 2000: Carnian stratigraphy in the Raibl/Cave del Predil area. - *Eclogae geol. Helv., 93*, 331-347, Basel.
- Dobruskina, I.A. 1993: The first data on Seefeld Conifer Flora (Upper Triassic; Tirol, Austria). - *Bull. New Mexico Museum of Natural History and Science, 3*, 113-115 (*Trans. Intern. Symposium and Field Trip on the Nonmarine Triassic, 17-24 October, 1993*), Albuquerque, New Mexico.
- Dobruskina, I.A. 1994: Triassic floras of Eurasia. - Österreich. Akad. Wiss., Schriftenreihe Erdwiss. Kom., 10, Springer Verlag, 408 p., Wien, New York.
- Dobruskina, I.A. 1998: Lunz flora in the Austrian Alps - a standard for Carnian floras. - *Palaeogeography, Palaeoclimatology, Palaeoecology, 143*, 307-345, Amsterdam.
- Jurkovšek, B. 1987a: Tolmač listov Beljak in Ponteba. Osnovna geološka karta SFRJ 1:100 000. - *Zvezni geološki zavod, 58 pp.*, Beograd.
- Jurkovšek, B. 1987b: Osnovna geološka karta SFRJ 1:100 000, list Beljak in Ponteba. - *Zvezni geološki zavod, Beograd.*
- Kolar-Jurkovšek, T. & Jurkovšek, B. 1999: *Clypeina* in the Belca section of the Karavanke Mts., Slovenia. In: X., Mu, X. Yuan & S. Kershaw (eds.): *Seventh International Symposium on Fossil Algae. - Abstracts, 33-34*, Nanjing.
- Krasser, F. 1919: Ein neuer Typus einer männlichen *Williamsonia* Becherblüte aus der alpinen Trias. - *Sitzungsber. K. Akad. Wiss., math.-naturwiss. Kl., 128/7-8*, 525-534, Wien.
- Krystyn, L., Lein, R., Schlaf, J. & Bauer, F.K. 1994: Über ein neues obertriadisch-jurassisches Intraplattformbecken in den Südkarawanken. - *Jubiläumsband 20 Jahre Geol. Zusammenarbeit Österreich-Ungarn, 2*, 409-416, Wien.
- Lein, R., Schlaf, J., Müller, P.J., Krystyn L. & Jesinger, D. 1995: Neue Daten zur Geologie des Karawanken-Strassentunnels. - *Geol. Paläont. Mitt. Innsbruck, 20*, 371-387, Innsbruck.
- Leonardi, P. 1953: Flora continental ladina della Dolomiti. - *Soc. Coop. Tipogr., 1-22*, Padova.
- Lieberman, H.M. 1978: Carnitza Formation - ein neuer Begriff für oberkarnische Beckenkalke der südlichen Kalkalpen bei Raibl (Cave del Predil, Italien). - *Mitt. Ges. Geol. Bergbaustud. Österr. 25*, 35-60, Wien.
- Ogorelec, B., Orehek, S. & Budkovič, T. 1999: Lithostratigraphy of the Slovenian Part of the Karavanke Road Tunnel. - *Abh. Geol. B.-A. 56/2*, 99-112, Wien.
- Ramovš, A. 1993: Stratigrafski razvoj triasa v severnih Julijskih Alpah in zahodnih Karavankah - korelacija. II. del: Zgornji trias. - *Rud.-met. zbor., 40/1-2*, 103-114, Ljubljana.
- Schenk, A. 1864: Beiträge zur Flora des Keupers und der Rhätische Formation. - *Ber. Naturforsch. Ges., 7*, 51-142, Bamberg.
- Schenk, A. 1865: Über die Flora der schwarzen Schiefer von Raibl. - *Würzb. Naturwiss. Ztschr., 6*, 10-20, Würzburg.
- Schenk, A. 1868: Über die Pflanzenreste des Muschelkalks von Recoaro. - *Benecke's Geogn. Palaeontol. Beiträge, 2*, 72-87, München.
- Selli, R. 1938: Faune dell'Anisico inferiore della Vallarsa (Trentino). - *Giorn. Geol. Ann. R. Mus. Geol. Bologna., ser. 2 a, 12(1937)/7-8*, Bologna.
- Stur, D. 1885: Die obertriadische Flora der Lunzerschichten und des bituminösen Schiefers von Raibl. - *Sitzungsber. K. Akad. Wiss., math.-naturwiss. Kl., Abt. 1, 91*, 93-103, Wien.
- Suess, E. & Mojsisovics, E.v. 1867: IV. Studien über die Gliederung der Trias- und Jura-Bildungen in der östlichen Alpen. - *Jb. Geol. R.-A., 17*, 553-582, Wien.
- Zigno, A. 1862: Sulle olante fossili del Trias di Recoaro. - 31 p., Venezia.

**PLATES - TABLE****Plates / Table I - XIV**

»Raibl beds«, Upper Triassic, Julian Alps, Italy

All specimens are stored in Geologische Bundesanstalt (GBA), Vienna

»Rabeljske plasti«, zgornji trias, Julijske Alpe, Italija

Vsi primerki so shranjeni na Geološkem zavodu, Dunaj

**Plates / Table XV - XVI**

»Raibl beds«, Upper Triassic, Julian Alps, Italy

All specimens are stored in Naturhistorisches Museum Wien

»Rabeljske plasti«, zgornji trias, Julijske Alpe, Italija

Vsi primerki so shranjeni v Prirodoslovnem muzeju, Dunaj

**Plate / Table XVII**

»Raibl beds«, Upper Triassic, Karavanke Mts., Slovenia

All specimens are stored in the Jurkovšek Paleontological Collection, Dol pri Ljubljani

»Rabeljske plasti«, zgornji trias, Karavanke, Slovenija

Vsi primerki so shranjeni v Paleontološki zbirki Jurkovšek, Dol pri Ljubljani



**Plate I - Tabla I**

1 - *Cephalotaxites raiblensis* Stur: 1986/2/63, x0.5

2, 3 - *Voltzia heterophylla* Brongn.: 2 - 1986/2/4, x0.5; 3 - 1986/2/6; x1

4, 5, 6 - *Voltzia raiblensis* Stur: 4 - 1986/2/68, x0.5; 5 - 1986/2/65; x0.5; 6 - 1986/2/69; x0.5.

**Plate II - Tabla II**

*Voltzia raiblensis* Stur: 1 - 1986/2/?, x1; 2 - 1986/2/60, x1; 3 - 1986/2/9, x0.5; 4 - 1986/2/8, x0.5;  
5 - 1986/2/4, x0.5

**Plate III - Tabla III**

1, 2, 3, 5, 6, 8, 10 - *Voltzia haueri* Stur: 1 - 1986/2/1, x0.5; 2 - 1986/2/31, x0.5; 3 - 1986/2/32, x0.5; 5 - 1986/2/35, x1; 6 - 1986/2/33, x1; 8 - 1986/2/34, x1; 10 - 1986/2/33, x1

4 - *Voltzia pachyphylla* Schimper: 1986/2/139, x0.5

7 - *Voltzia* sp. Stur: 1986/2/30, x1

9 - *Voltzia foetterlei* Stur: 1986/2/?, x1

**Plate IV - Tabla IV**

1, 2, 3, 4, 6, 7 - *Voltzia foetterlei* Stur: 1 - 1986/2/?, x1; 2 - 1986/2/42, x0.5; 3 - 1986/2/49, x1; 4 - 1986/2/10, x1; 6 - 1986/2/57, x1; 7 - 1986/2/50, x1

5 - conifer cone, 1986/2/46, x2

**Plate V - Tabla V**

1, 2, 3, 4, 6 - *Voltzia haueri* Stur: 1 - 1986/2/22, x1; 2 - 1986/2/31, x1; 3 - 1986/2/32, x1; 4 - 1986/2/?, x1;  
6 - 1986/2/71, x0.5

5 - *Voltzia* sp., 1986/2/92, x1

**Plate VI - Tabla VI**

1, 2, 3, 5, 6, 7, 8 - *Voltzia haueri* Stur: 1 - 1986/2/36, x1; 2 - 1986/2/22, x1; 3 - 1986/2/79, x1;  
5 - 1986/2/47, x1; 6 - 1986/2/94, x1; 7 - 1986/2/7, x1; 8 - 1986/2/37, x1

4 - conifer cone: 1986/2/48, x1

**Plate VII - Tabla VII**

1-6 - *Voltzia haueri* Stur: 1 - 1986/2/?, x0.5; 2 - 1986/2/3, x0.5; 3 - 1986/2/5, x0.5; 4 - 1986/2/55, x1;  
5 - 1986/2/103, x1; 6 - 1986/2/55, x1

**Plate VIII - Tabla VIII**

1-7 - *Voltzia foetterlei* Stur: 1 - 1986/2/24, x1; 2 - 1986/2/24, x0.5; 3 - 1986/2/12, x0.5; 4 - 1986/2/40, x0.5;  
5 - 1986/2/113, x1; 6 - 1986/2/59, x1; 7 - 1986/2/25, x0.5

**Plate IX - Tabla IX**

1, 3, 6 - *Pterophyllum filicoides* (Schloth.) Thomas: 1 - 1986/2/?, x1; 3 - 1986/2/38, x1; 6 - 1986/2/?, x0.5  
2 - *Pterophyllum longifolium* Brongn.: 1986/2/14, x0.5  
4, 5, 7, 8, 9, 10, 14 - *Pterophyllum brononii* Schenk: 4 - 1986/2/52, x1; 5 - 1986/2/3, x1; 7 - 1986/2/113, x1;  
8 - 1986/2/117, x1; 9 - 1986/2/114, x1; 10 - 1986/2/131, x1; 14 - 1986/2/108, x1  
11 - *Pterophyllum* ? sp.: 1986/2/43, x1  
12 - *Pterophyllum* ? sp.: 1986/2/46, x1  
13 - *Pterophyllum* ? sp.: 1986/2/38, x1

**Plate X - Tabla X**

1, 2 - *Dioonites pachyrhachis* Schenk: 1 - 1986/2/56, x1; 2 - 1986/2/122, x1  
3-11 - *Equisetites strigatus* Brongn.: 3 - 1986/2/101, x1; 4 - 1986/2/98, x1; 5 - 1986/2/149, x1;  
6 - 1986/2/119, x1; 7 - 1986/2/135, x1; 8 - 1986/2/100, x1; 9 - 1986/2/111, x1; 10 - 1986/2/145, x1;  
11 - 1986/2/120, x1

**Plate XI - Tabla XI**

1-12 - *Desmiophyllum* sp. (compare with *Yuccites* and *Glossophyllum*): 1 - 1986/2/140, x1; 2 - 1986/2/?,  
x1; 3 - 1986/2/126, x1; 4 - 1986/2/125, x1; 5 - 1986/2/25, x0.5; 6 - 1986/2/123, x0.5; 7 - 1986/2/124, x1;  
8 - 1986/2/128, x1; 9 - 1986/2/134, x0.5; 10 - 1986/2/28, x0.6; 11 - 1986/2/44, x1; 12 - 1986/2/37, x1;  
13 - 1986/2/?, x1

**Plate XII - Tabla XII**

1, 3, 8 - *Podozamites* ? sp.: 1 - 1986/2/33, x1; 3 - 1986/2/127, x1; 8 - 1986/2/?, x1  
2, 4, 5, 6, 7, 9 - *Yuccites*? sp.: 1 - 1986/2/22, x1; 4 - 1986/3/130, x0.5; 5 - 1986/3/131, x0.5; 6 - 1986/3/129,  
x1; 7 - 1986/2/?, x1; 9 - 1986/2/136, x1

**Plate XIII - Tabla XIII**

- 1, 5, 6, 8 - *Desmiophyllum* sp.: 1 - 1986/2/46, x1; 5 - 1986/2/91, x1; 6 - 1986/2/?, x1; 8 - 1986/2/88, x1  
2, 3, 9 - Fucoides: 2 - 1986/2/71, x1; 3 - 1986/2/148, x1; 9 - 1986/2/147, x1  
4, 7 - *Equisetites* sp.: 4 - 1986/2/86, x1; 7 - 1986/2/69, x1

**Plate XIV - Plate XIV**

- 1-27 - Fructifications and scales: 1 - 1986/2/82, x1; 2 - 1986/2/52, x1; 3 - 1986/2/26, x1; 4 - 1986/2/26, x1;  
5 - 1986/2/62, x1; 6 - 1986/2/81, x1; 7 - 1986/2/40, x1; 8 - 1986/2/15, x1; 9 - 1986/2/87, x1; 10 - 1986/2/8,  
x1; 11 - 1986/2/104, x1; 12 - 1986/2/60, x1; 13 - 1986/2/14, x1,1; 14 - 1986/2/47, x1; 15 - 1986/2/138, x1;  
16 - 1986/2/66, x1; 17 - 1986/2/31, x1; 18 - 1986/2/83, x1; 19 - 1986/2/53, x1; 20 - 1986/2/27, x1;  
21 - 1986/2/A2, x1; 22 - 1986/2/?, x1; 23 - 1986/2/28, x1; 24 - 1986/2/32, x1; 25 - 1986/2/29, x1;  
26 - 1986/2/74, x1; 27 - 1986/2/65, x1

**Plate XV - Tabla XV**

- 1, 2, 3 - *Voltzia haueri* Stur: 1 - c.3.14, x1; 2 - 1887.IX-21, x1; 3 - 1887.IX-20, x1  
4, 6 - *Voltzia heterophylla* Brongn.: 4 - 1928, 23.1895, x1; 6 - 1928, 23.1895, x1  
5 - *Voltzia* sp.: C3.15.1887.IX.33, x1

**Plate XVI - Tabla XVI**

- 1, 3 - cones of *Voltzia* sp.: 1 - 1887.IX.34, x1; 3 - 1887.IX.34, x1  
2 - *Aphlebia*: 1887.IX.43, x1  
4, 5 - *Voltzia foetterlei* Stur?: 4 - 8017.1879, x1; 5 - 1887.IX.14, x1  
6, 7 - *Voltzia* sp.

**Plate XVII - Tabla XVII**

- 1 - *Desmiophyllum* sp. (compare with *Glossophyllum*): BJ 1416, x1  
2, 3, 5 - *Voltzia haueri* Stur: 2 - BJ 1852, x1; 3 - BJ 2374, x1; 5 - BJ 1426, x1  
4 - *Voltzia haueri* Stur?: BJ 1958, x1  
6 - Indeterminate specimen: BJ 1989, x5





Plate I - Tabla I




Plate II - Tabla II



Plate III - Tabla III



Plate IV - Tabla IV




Plate V - Tabla V






Plate VI - Tabla VI




Plate VII - Tabla VII




Plate VIII - Tabla VIII



Plate IX - Tabla IX



Plate X - Tabla X



Plate XI - Tabla XI



Plate XII - Tabla XII








Plate XII - Tabla XII



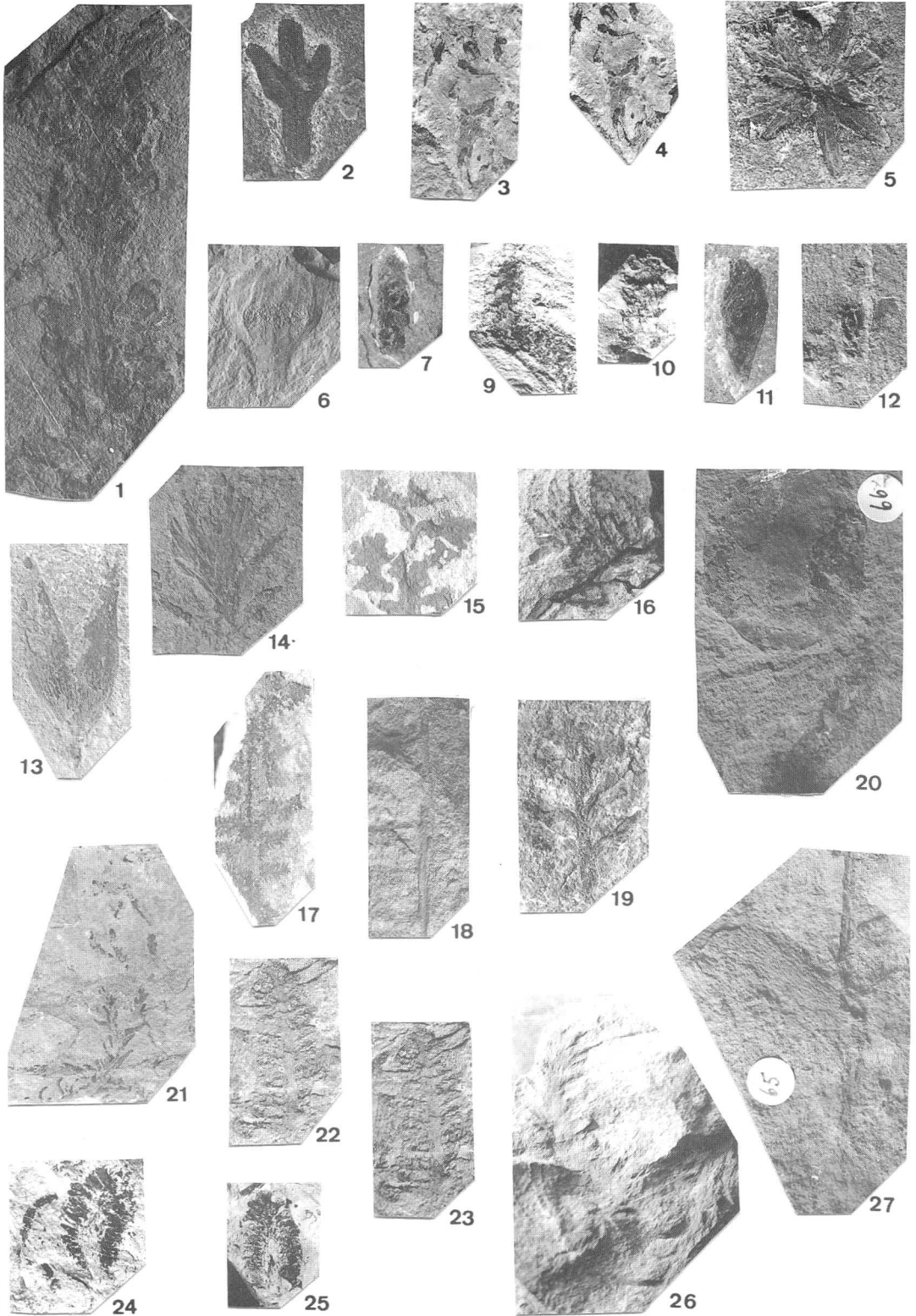
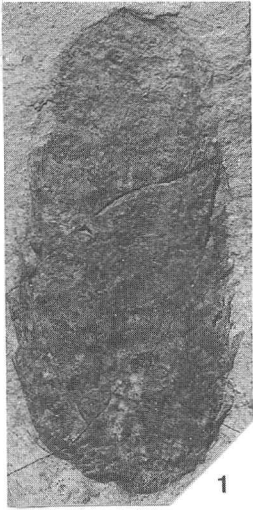


Plate XIV - Tabla XIV




Plate XV - Tabla XV



1



2



3



4



5



6



7

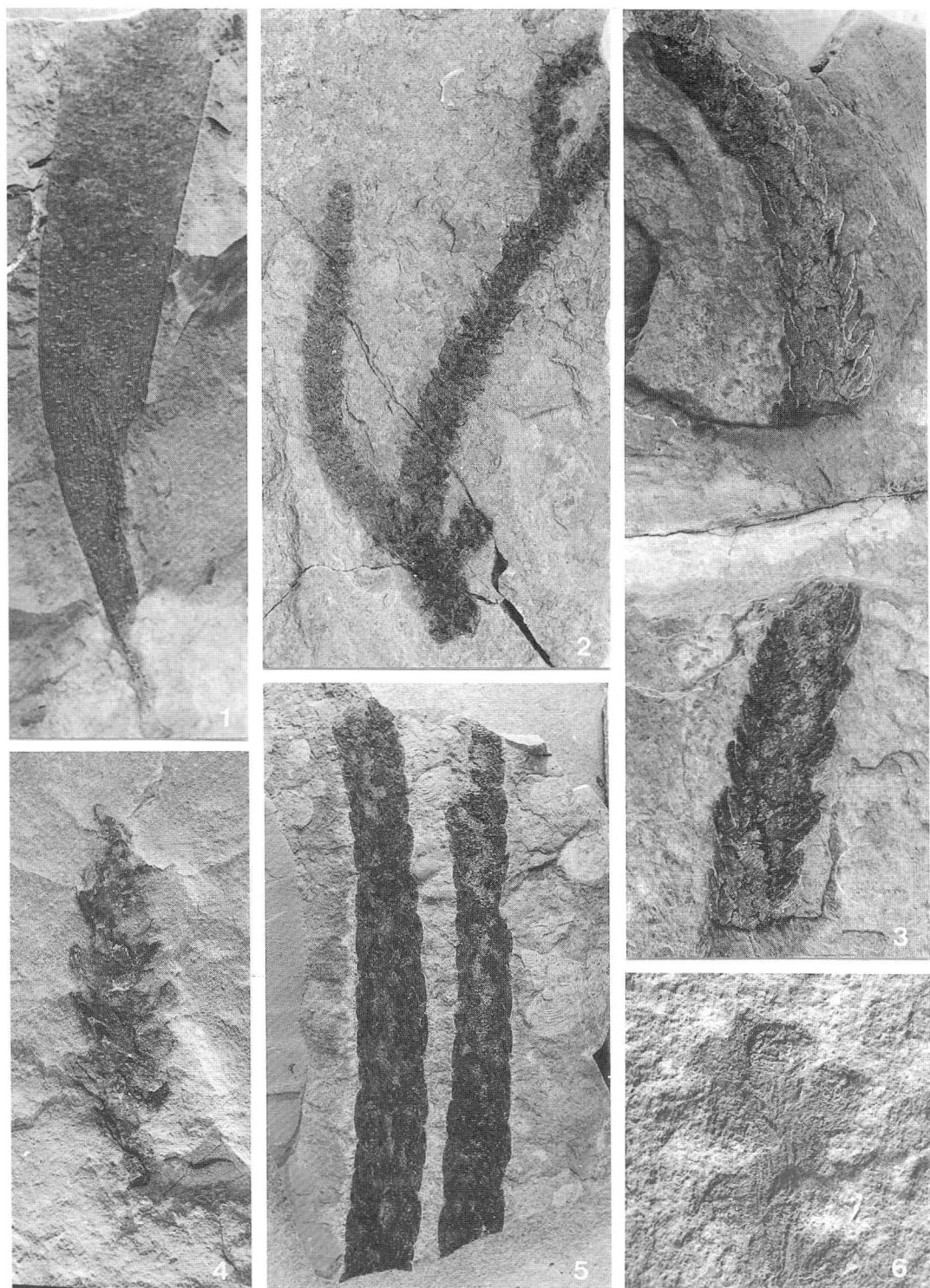


Plate XVII - Tabla XVII